

# Where Does the Food Go?

Parents, use this fun sorting game to help your child learn the proper place to store foods. Then, the next time you bring groceries home, have your child practice by helping you put them away. See directions on the next page.

APPROPRIATE FOR AGES 3-7

The central image is a silver refrigerator with a top freezer compartment and a bottom refrigerator compartment. The word "Freezer" is printed in blue on the top door, and "Refrigerator" is printed in blue on the bottom door. To the left and right of the refrigerator are two rows of three dots each, indicating alignment. Surrounding the refrigerator are four white rectangular boxes, one in each quadrant, each containing the text "PASTE HERE" in grey.

## Pantry

Two white rectangular boxes are positioned side-by-side on a pink background. Each box contains the text "PASTE HERE" in grey, centered within the box.



# Where Does the Food Go?

## Directions

Cut out the food items. Decide where each one needs to be stored. Does it go in the refrigerator, freezer, or on a pantry shelf? Glue the food item in the appropriate storage place.


## What You Will Need




SCISSORS




GLUE



Strawberries



Cheese



Ice Cream



Popcorn



Peanut Butter



Frozen Corn