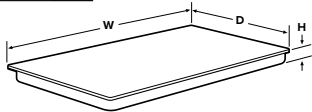




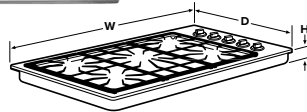
With cooktops, there are a lot of options. This checklist can help you make the right choice. Fill it out and bring it to your nearest Frigidaire dealer.



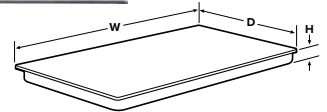
INDUCTION



GAS



ELECTRIC



REPLACING

What is your current cooktop?

Brand _____

Model Number _____

COOKTOP OPTIONS

What type of cooktop are you looking for?

- Induction**
Performs faster than gas or electric cooktops bringing water to a boil in less than 2 minutes. It heats the pan, not the cooktop—so spills can't burn on and cleanup time is reduced.
- Gas**
Powered by either natural gas or liquid propane, gas offers accurate temperature control.
- Electric**
Both coil and coil-free cooktops available.

REMODELING

Take Your Measurements

Frigidaire® cooktops are available in widths of 26", 30", 32" or 36". If you're replacing an existing cooktop, you'll want to measure it and the current space. Keep in mind that the installation space might need to be enlarged. Overhead cabinetry should not exceed 13" in depth.

Cooktop Measurements

Before measuring your countertop cutout, be sure to turn off the power to the cooktop. Also, when removing the cooktop to measure, be careful, and have someone help you.

_____ ft. _____ in. **Width**
Measure **widest point from right to left.**

_____ ft. _____ in. **Height**
Measure from **lowest to highest point.**

Space Measurements

_____ ft. _____ in. **Width**
Measure **widest point from right to left.**

_____ ft. _____ in. **Height**
Measure from **lowest to highest point.**



COLOR CHOICE

Choose the color you're shopping for below:



FUEL TYPE

Gas

Normally 120 volt with 15 to 20 ampere.



120 V
15 A



120 V
20 A

Electric

A 208/240 volt connection is required.



208 V



240 V

Induction

A 208/240 volt connection is required.



208 V



240 V

COOKTOP FEATURES

Conveniences to make your life easier.

- Number of burners**
All models, regardless of type, come with 4 to 6 burners, to suit any cooking need. Mark below which burner option you're looking for:
 - 4 Burners**
 - 5 Burners**
 - 6 Burners**
- Induction Cooktops**
 - Power Assist Mode**
Quickly takes a pot of water from a simmer to boil in less than 2 minutes.
 - Express-Select® Digital Controls**
Easily adjust the cooktop's temperature to go from warm to a boil.
- Gas Cooktops**
 - Continuous Grates**
Gas cooktops feature professionally inspired Continuous Grates, which make it easy to move heavy pots and pans between burners without lifting.
 - Cast Iron Grates**
 - Power Burner**
- Electric Cooktops**
 - Quick Boil**
Allows you to boil water faster and can accommodate larger pots and pans.
 - Express-Select® Controls Knobs**
Easily adjust the cooktop's temperature to go from warm to a boil.
 - Keep Warm Zone**
A separate burner that can be set at lower temperatures, to help keep food warm until everything is ready.