

Where Does the Food Go?


Parents, use this fun sorting game to help your child learn the proper place to store foods. Then, the next time you bring groceries home, have your child practice by helping you put them away. See directions on the next page.

APPROPRIATE FOR AGES 3-7



A central image of a silver refrigerator with a freezer compartment on top and a refrigerator compartment on the bottom. The word "Freezer" is written in blue on the top door, and "Refrigerator" is written in blue on the bottom door. To the left and right of the refrigerator are two rows of white boxes. Each row contains two boxes, one on the left and one on the right. Each box contains the text "PASTE HERE" in gray. There are three dots between the left and right boxes in each row, and three dots between the top and bottom boxes in each row.

Pantry



Two white rectangular boxes are positioned side-by-side. Each box contains the text "PASTE HERE" in gray.

Where Does the Food Go?

Directions

Cut out the food items. Decide where each one needs to be stored. Does it go in the refrigerator, freezer, or on a pantry shelf? Glue the food item in the appropriate storage place.


What You Will Need




SCISSORS




GLUE



Strawberries



Cheese



Ice Cream



Popcorn



Peanut Butter



Frozen Corn